



**Massachusetts Water
Resources Authority
2018 Drinking Water
Test Results**



Your Drinking Water

This report contains very important information about your drinking water. Please translate it, or speak with someone who understands it.

Si usted desea obtener una copia de este reporte en español, llámenos al teléfono 617-788-1190.

La relazione contiene importanti informazioni sulla qualità dell'acqua della Comunità. Tra-durlo o parlarne con un amico che lo comprenda.

O relatório contém informações importantes sobre a qualidade da água da comunidade. Tra-duza-o ou peça a alguém que o ajude a entendê-lo melhor.

Sprawozdanie zawiera ważne informacje na temat jakości wody w Twojej miejscowości. Poproś kogoś o przełumaczenie go lub porozmawiaj z osobą która je dobrze rozumie.

يحتوي هذا التقرير على معلومات هامة عن نوعية ماء الشرب في منطقتك. يرجى ترجمته، أو ابحث التقرير مع صديق لك يفهم هذه المعلومات جيداً.

Η καταθέτει αναφορά παρουσιάζει στοιχεία πληροφοριών για το ποσοστό νερού σας. Προσπαύ να το μεταφράσετε ή να το εξηγήσετε με κάποιον που να καταλαβαίνει αγγλικά.

Im Bericht steht wichtige Information über die Qualität des Wassers Ihrer Gemeinschaft. Der Bericht soll übersetzt werden, oder sprechen Sie mit einem Freund, der ihn gut versteht.

这份报告中有些重要的信息，讲到关于您所在社区的的水的品质。请您找人翻译一下，或者请能看得懂这份报告的朋友给您解释一下。

この資料には、あなたの飲料水についての大切な情報が書かれています。内容をよく理解するために、日本語に翻訳して読むか説明を受けてください。

इस रिपोर्ट में "पीने के पानी" के विषय पर बहुत जरूरी जानकारी दी गई है। कृपया इसका अनुवाद अनिवार्य या किसी जानकार से इस बारे में सुलिये।

របាយការណ៍នេះមានព័ត៌មានសំខាន់ៗអំពីគុណភាពទឹក ។ សូមបញ្ជាក់ប្រព័ន្ធគ្រោះនាយកដ្ឋានស្ថាប័នដែលជួយអ្នក របាយការណ៍នេះ ។

이 보고서에는 귀하가 거주하는 지역의 수질에 관한 중요한 정보가 들어 있습니다. 이것을 번역하거나 충분히 이해하시는 친구와 상의하십시오.

Bản báo cáo có ghi những chi tiết quan trọng về phẩm chất nước trong cộng đồng quý vị. Hãy nhờ người thông dịch, hoặc hỏi một người bạn biết rõ về vấn đề này.



Massachusetts Water Resources Authority
and the Norwood Department of Public Works

Residential Customer

PRESORTED
STANDARD
U.S. POSTAGE PAID
N. READING, MA
PERMIT NO. 211

ECRWSS

Where To Go For Further Information

Massachusetts Water Resources Authority (MWRA)	www.mwra.com	617-242-5323
Massachusetts Dept. of Environmental Protection	www.mass.gov/dep	617-292-5500
Massachusetts Dept. of Public Health (DPH)	www.mass.gov/dph	617-624-6000
Department of Conservation and Recreation	www.mass.gov/dcr/watersupply	617-626-1250
US Centers for Disease Control & Prevention (CDC)	www.cdc.gov	800-232-4636
List of State Certified Water Quality Testing Labs	www.mwra.com/testinglabs.html	617-242-5323
Source Water Assessment and Protection Reports	www.mwra.com/sourcewater.html	617-242-5323
Information on Water Conservation	www.mwra.com/conservation.html	617-242-SAVE

Public Meetings

MWRA Board of Directors	www.mwra.com/boardofdirectors.html	617-788-1117
MWRA Advisory Board	www.mwraadvisoryboard.com	617-788-2050
Water Supply Citizens Advisory Committee	www.mwra.com/wscac.html	413-213-0454

For A Larger Print Version, Call 617-242-5323.

This report is required under the Federal Safe Drinking Water Act. MWRA PWS ID# 6000000





MWRA Board of Directors

Kathleen A. Theoharides,
Chair

John J. Carroll, Vice Chair

Andrew M. Pappastergion,
Secretary

Christopher Cook

Kevin L. Cotter

Paul E. Flanagan

Joseph C. Foti

Brian Peña

Henry F. Vitale

John J. Walsh

Jennifer L. Wolowicz

For more information
on MWRA and its
Board of Directors,
visit www.mwra.com.

Dear Customer,

I am pleased to share with you the annual results of our water quality testing. Each year, MWRA takes hundreds of thousands of tests to ensure your water is safe and of the highest quality. In 2018, we again met every federal and state drinking water standard.

Lead in drinking water is an important issue and we continue to make progress on reducing the risk by treating the water to make it less corrosive, and working with our member communities to identify and remove lead service lines. More information can be found on pages 4 and 5 of this report.

Your water system is well protected – from the source reservoirs to the treatment plants to the storage tanks – and real-time water quality monitoring allows us to check the water every step of the way. We also have emergency plans for all of our facilities so we can quickly respond to any issue any time of day or night.

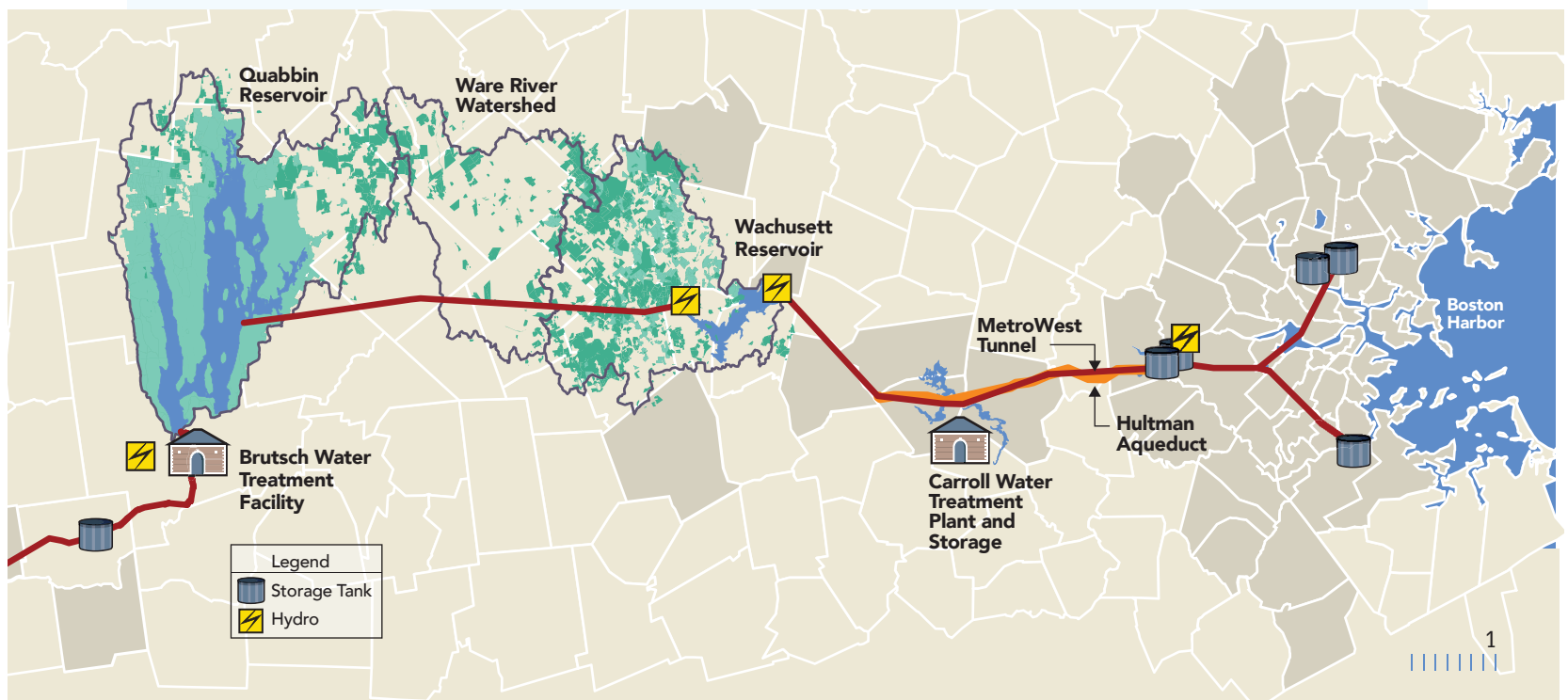
Our emergency planning also includes redundancy for every part of the water system. We are currently working on two large pipeline projects to the north and south that will allow us to re-route the water in the event of a break so that your service will not be interrupted. Also, we have begun the initial design phase for two new water tunnels that will allow us to make repairs to the existing system. You will be hearing more about this in the coming years as the project gets underway.

I hope you will take a few moments to read through this important report and learn more about your water system. We have great confidence in the water we deliver to your home and we want you to share that confidence. Please contact us if you have any questions about this report or any of MWRA's programs.

Sincerely,

Frederick A. Laskey
Executive Director

Cover photo: Old Stone Church, Wachusett Reservoir





MWRA Takes Customer Concerns Seriously

Every call is investigated to ensure that there are no problems with the water supply. Most complaints are related to discolored water, which is usually related to local construction or hydrant use. If you have a question or concern, please call your local water department or MWRA at 617-242-5323.

Why Your Water Tastes Great – High Quality Source Water

Your water comes from the Quabbin Reservoir, about 65 miles west of Boston, and the Wachusett Reservoir, about 35 miles west of Boston. Water from the Ware River can also add to the supply at times. These pristine reservoirs supply wholesale water to local water departments in 51 communities. The two reservoirs combined supplied about 200 million gallons a day of high-quality water to consumers in 2018.

The Quabbin and Wachusett watersheds are naturally protected with over 85% of the watersheds covered in forest and wetlands. To ensure safety, the streams and reservoirs are tested often and patrolled daily by the Department of Conservation and Recreation (DCR).

Rain and snow falling on the watersheds - protected land around the reservoirs - turn into streams that flow to the reservoirs. This water comes in contact with soil, rock, plants and other material as it follows its natural path to the reservoirs. While this process helps to clean the water, it can also dissolve and carry very small amounts of material, including radioactive material, into the reservoir. Minerals from soil and rock do not typically cause problems in the water. But water can also transport contaminants from human and animal activity. These can include bacteria and pathogens - some of which can cause illness. The test data in this report show that these contaminants are not a problem in your reservoirs' watersheds.

The Department of Environmental Protection (DEP) has prepared a Source Water Assessment Program report for the Quabbin and Wachusett Reservoirs. The DEP report commends DCR and MWRA on the existing source water protection

plans and states that our "watershed protection programs are very successful and greatly reduce the actual risk of contamination." MWRA follows the report recommendations to maintain the pristine watershed areas.

Testing Your Water – Every Step Of The Way

Test results show few contaminants are found in the reservoir water. The few that are found are in very small amounts that are well below EPA's standards.

Turbidity (or cloudiness of the water) is one measure of overall water quality. All water must be below 5 NTU (Nephelometric Turbidity Units) and water can only be above 1 NTU if it does not interfere with effective disinfection. Typical levels at the Wachusett Reservoir are 0.34 NTU. In 2018, turbidity was always below EPA's 5 NTU standard. It was also below the stricter Massachusetts standard of 1 NTU 99.99% of the time, with the highest level 2.9 NTU.

MWRA also tests reservoir water for pathogens such as fecal coliform, bacteria and the parasites *Cryptosporidium* and *Giardia* that can enter the water from animal or human waste. All test results were well within state and federal testing and treatment standards. For more information, please visit www.mwra.com/ucmr/2018.html.

Test Results – After Treatment

EPA and state regulations require many water quality tests after treatment to check the water you are drinking. MWRA conducts hundreds of thousands of tests per year on over 120 contaminants (a complete list is available on www.mwra.com). Details about 2018 test results are in the table below. The bottom line is the water quality is excellent.

Test Results After Treatment

Compound	Units	(MCL) Highest Level Allowed	(We Found) Detected Level-Average	Range Of Detections	(MCLG) Ideal Goal	Violation	How It Gets In The Water
Barium	ppm	2	0.01	0.01-0.011	2	No	Common mineral in nature
Mono-Chloramine	ppm	4-MRDL	2.08	0-3.8	4-MRDLG	No	Water disinfectant
Fluoride	ppm	4	0.70	0.31-0.78	4	No	Additive for dental health
Nitrate^	ppm	10	0.09	0.05-0.09	10	No	Atmospheric deposition
Nitrite^	ppm	1	0.006	ND-0.006	1	No	Byproduct of water disinfection
Total Trihalomethanes	ppb	80	16.4	7.13-21.0	ns	No	Byproduct of water disinfection
Haloacetic Acids-5	ppb	60	16.7	3.5-22.3	ns	No	Byproduct of water disinfection
Total Coliform	%	5%	1.4% (Sept)	ND-1.4%	0	No	Naturally present in environment
Combined Radium*	pCi/L	5	1.76	ND-1.76	0	No	Erosion of natural mineral deposits

KEY: MCL=Maximum Contaminant Level. The highest level of a contaminant allowed in water. MCLs are set as close to the MCLGs as feasible using the best available technology. MCLG=Maximum Contaminant Level Goal. The level of contaminant in drinking water below which there is no known or expected risk to health. MCLGs allow for a margin of safety. MRDL=Maximum Residual Disinfectant Level. The highest level of a disinfectant allowed in drinking water. There is convincing evidence that addition of a disinfectant is necessary for control of microbial contaminants. MRDLG=Maximum Residual Disinfectant Level Goal. The level of a drinking water disinfectant below which there is no known or expected health risk. MRDLGs do not reflect the benefits of the use of disinfectants to control microbial contamination. ppm=parts per million ppb=parts per billion ns=no standard ND=non detect ^=As required by DEP, the maximum result is reported for nitrate and nitrite, not the average. pCi/L=Picocuries/Liter *Result from 2014



Monitoring Water Quality In Real Time

Your water is monitored by a state-of-the-art system in real time —24 hours a day, seven days a week —to make sure it is free of contaminants. This allows MWRA to respond to changes in water quality almost immediately.



What Can I Do To Save Water? Always Use Water Wisely

We know that conservation works. Customers in the MWRA service area have reduced their average daily demand from 340 million gallons per day in 1980 to about 200 million gallons today. It is important that these conservation efforts continue — especially during dry periods.

Why Your Water Tastes Great – Water Treatment

The MWRA has invested in state-of-the-art treatment to make sure your water is clean, fresh, and tastes great. Part of the reason that the water tastes so good is MWRA's advanced treatment at the John J. Carroll Water Treatment Plant in Marlborough. Since 2005, your water has been treated with ozone - produced by pure oxygen. Ozone ensures strong protection against microbes and viruses, improves water clarity and makes the water taste better. In 2014, we also started using ultraviolet (UV) disinfection, further improving the quality of water. UV light is essentially a more potent form of the natural disinfection from sunlight and ensures that any pathogens potentially in our reservoirs are rendered harmless.

In addition, fluoride is added to promote dental health and the water chemistry is adjusted to reduce corrosion of home plumbing. Last, we add mono-chloramine, a mild and long-lasting disinfectant combining chlorine and ammonia to protect the water as it travels through miles of pipelines to your home.

Emergency Preparedness

To confidently deliver the high-quality water you expect, MWRA must be prepared for all situations.

MWRA and DCR staff are out in the watersheds every day walking the land, monitoring activities and protecting the source. Whether managing wildlife, rerouting road runoff away from the reservoir or regulating development activity, DCR's biologists, engineers and planners are at work keeping the source water pristine.

MWRA continuously monitors water quality within the reservoir with monitoring buoys and underwater sampling stations at multiple locations with the ability to sample at multiple depths. If there were an accident in the reservoir, a pipeline, or in one of our communities, we are ready to respond with mobile disinfection units and pumps, a mobile laboratory and staff who have been trained and participate in drills.

Modern water systems rely on computers and

Sodium Facts

Sodium in water contributes only a small fraction of a person's overall sodium intake (less than 5%). MWRA tests for sodium monthly and the highest level found was 41.6 mg/L (about 8 mg per 8 oz. glass). This would be considered VERY LOW SODIUM by the Food and Drug Administration.



specialized control systems to operate efficiently. We have invested in cyber security systems to prevent disruption, and have backup operation centers in case our regular control center is non-operational or inaccessible.

Redundant pipelines and tunnels also allow inspection and maintenance of key facilities while ensuring uninterrupted service. We have just completed the Wachusett Aqueduct Pumping Station in Marlborough, which now provides a second way to get water to the treatment plant. We are also nearing completion of projects to provide redundant pipelines to the north and south of Boston. Design is underway to repair and improve the Weston Aqueduct Supply Main #3 in Weston, Waltham, Belmont, Arlington and Medford. Planning for two new tunnels north and south of Boston that will provide redundancy is now well underway.

On-going Pipeline Rehabilitation

MWRA continues to rehabilitate and replace pipelines throughout the distribution system to improve both reliability and water quality. MWRA also provides zero-interest loans to customer communities for local pipeline projects. In 2018, \$43 million was loaned to communities for 25 projects for the replacement of older, unlined pipes with new cement-lined ductile iron water pipes or rehabilitation with cleaning and new cement lining.



Monitoring Buoy in Wachusett Reservoir



Lead In Tap Water Continues To Be In The News

and you may have some concerns about the safety of your tap water. MWRA's water system has been below the Lead Action Level for over a decade. Of nearly 2,300 samples taken in the last 5 years, 98% were below this 15 ppb level.

What You Need To Know About Lead In Tap Water

MWRA water is lead-free when it leaves the reservoirs. MWRA and local pipes that carry the water to your community are made mostly of iron and steel and do not add lead to the water. However, lead can get into tap water through pipes in your home, your service line if it is made of lead, lead solder used in plumbing, and some brass fixtures. Corrosion or wearing away of lead-based materials can add lead to tap water, especially if water sits for a long time in the pipes before it is used.

In 1996, MWRA began adding sodium carbonate and carbon dioxide to adjust the water's pH and buffering capacity. This change has made the water less corrosive, thereby reducing the leaching of lead into drinking water. Lead levels found in sample tests of tap water have dropped by about 90 percent since this treatment change.

MWRA's water system has been below the Lead Action Level for over a decade. Of the nearly 2,300 samples taken in the last 5 years, 98% were below the 15 ppb level.



MWRA Meets Lead Standard In 2018

Under EPA rules, each year MWRA and your local water department must test tap water in a sample of homes that are likely to have high lead levels. These are usually homes with lead service lines or lead solder. The EPA rule requires that 9 out of 10, or 90%, of the sampled homes must have lead levels below the Action Level of 15 parts per billion (ppb).

All 23 sampling rounds over the past 14 years have been below the EPA standard. Results for the 458 samples taken in September 2018 are shown in the table. Nine out of 10 houses were below 9.7 ppb, which is below the Action Level of 15 ppb.

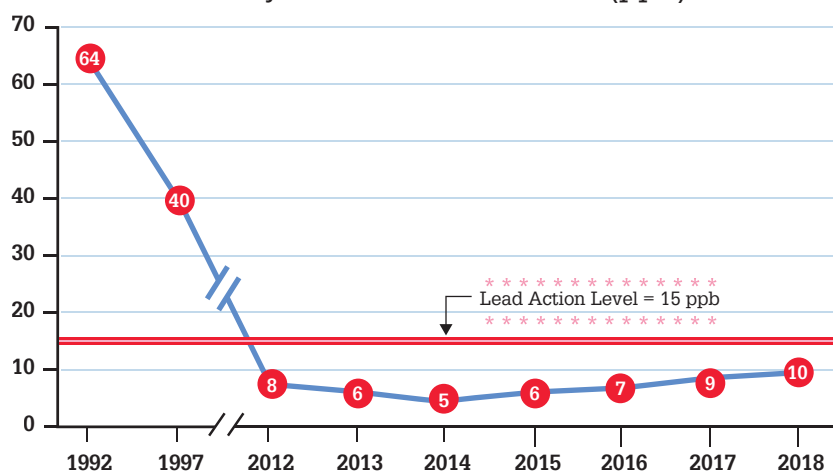
Three communities, Medford, Quincy and Winthrop, were above the Action Level for lead. Your community letter on page 7 will provide you with local results and more information.

Lead & Copper Results - September 2018

	Range	90% Value	(Target) Action Level	(Ideal Goal) MCLG	#Homes Above AL/ #Homes Tested
Lead (ppb)	0-601	9.7	15	0	20/458
Copper (ppm)	0-1.52	0.122	1.3	1.3	1/455

KEY: AL=Action Level-The concentration of a contaminant which, if exceeded, triggers treatment or other requirements which a water system must follow. Definition of MCLG available on page 3.

90% Lead Levels In MWRA System Of Fully Served Communities (ppb)



Important Information From EPA About Lead

If present, elevated levels of lead can cause serious health problems, especially for pregnant women and young children. Lead in drinking water is primarily from materials and components associated with service lines and home plumbing. MWRA is responsible for providing high quality drinking water, but cannot control the variety of materials used in plumbing components. If your water has been sitting for several hours, you can minimize the potential for lead exposure by flushing your tap for 30 seconds to 2 minutes before using water for drinking or cooking. If you are concerned about lead in your water, you may wish to have your water tested. Information on lead in drinking water, testing methods, and steps you can take to minimize exposure is available from the Safe Drinking Water Hotline at 1-800-426-4791 or www.epa.gov/safewater/lead.



Did You Know?

Most cases of lead poisoning are from contact with peeling lead paint and lead paint dust. But drinking water exposed to lead can increase a person's total lead exposure. This is particularly a concern for infants or pregnant women.

What Do I Do If I Have A Lead Service Line? What Is A Lead Service Line? What Is The Concern?

A service line is the pipe that connects your house to the water main in the street. Some service lines that run from older homes (constructed before 1940) are made from lead. Many of these older service lines have been replaced, but some remain. These service lines are the main source of lead in tap water in homes that have them. Therefore, removing lead service lines is a priority to reduce the potential for lead exposure, particularly if a pregnant woman or child lives at your home.

How Do I Replace My Lead Service Line?

If you have a lead service line, you should consider replacing it. Many communities have programs to help with the replacement cost. Removing the whole lead service line is important. It is the only way to ensure that your service line will not be adding lead to your water. Partial

replacements - which leave some lead behind - do not lower lead levels and in many cases, can actually increase lead levels.

MWRA Program To Replace Lead Service Lines

To help communities in removing lead service lines, MWRA and its Advisory Board approved a program to make available \$100 million in zero-interest loans to its member communities to fully replace lead service lines. Under the program, each community can develop its own program, tailored to their local circumstances. So far, MWRA has distributed over \$10 million to nine communities. To find out more, please read your community letter or contact your local water department.

How Do I Get My Home's Tap Water Tested For Lead?

There is a list of labs and sampling instructions available on the lead testing page at www.mwra.com or you can call MWRA at 617-242-5323. Also, some communities have testing available for residents. Please contact your local water department for more information.




Lead Testing In Schools

Starting in 2016, MWRA, in coordination with DEP, provided no-cost lab analysis and technical assistance for schools and day care centers across all of MWRA's water communities. Almost all of MWRA communities have already participated in the program, and sampling is on-going. Nearly 34,000 tests have been completed from over 430 schools across 44 communities. Most of the results are available on the DEP website - www.mass.gov/dep (search for lead in schools). Some results may also be available through your local community website, DPW or school department.

HOW DO I TELL if I have a lead service line?



— You can identify a lead service line by carefully scratching it with a key.



— Have it replaced with a new copper service line.

For more information on lead service lines go to www.mwra.com.



WHAT CAN I DO to reduce my exposure to lead in drinking water?

- Be careful of places you may find lead in or near your home. Paint, soil, dust and some pottery may contain lead.
- Let the water run before using it: fresh water is better than stale! To save water, fill a pitcher with fresh water and place in the refrigerator for future use.
- Any time water has gone unused for more than 6 hours, run each faucet used for drinking or cooking until after the water becomes cold.
- Never use hot water from the faucet for drinking or cooking, especially when making baby formula or other food for infants.
- Check your plumbing fixtures to see if they are lead-free. Read the labels closely.
- Remove loose lead solder and debris. Every few months remove the aerator from each faucet in your home and flush the pipes for 3-5 minutes.
- Call the Department of Public Health at 800-532-9571 or EPA at 800-424-LEAD for health information.



Drink Local And Be Green!

Tap water is delivered straight to your home without trucking or plastic waste. Bottled water produces over 10,000 times the amount of greenhouse gases as tap water. More than half of our energy needs for water treatment and delivery are met with green power including hydroelectric generators and solar panels.

Tests In Community Pipes

MWRA and local water departments test 300 to 500 water samples each week for total coliform bacteria. Total coliform bacteria can come from the intestines of warm-blooded animals, or can be found in soil, plants, or other places. Most of the time, they are not harmful. However, their presence could signal that harmful bacteria from fecal waste may be there as well. If total coliform is detected in more than 5% of samples in a month, the water system is required to investigate the possible source and fix any identified problems. If a water sample does test positive, we run more specific tests for *E.coli*, which is a bacteria found in human and animal fecal waste and may cause illness. If your community found any total coliform or *E.coli*, it will be listed within the community letter on page 7.

Drinking Water And People With Weakened Immune Systems

Some people may be more vulnerable to contaminants in drinking water than the general population. Immuno-compromised persons such as persons with cancer undergoing chemotherapy, persons who have undergone organ transplants, people with HIV/AIDS or other immune system disorders, some elderly, and infants can be

particularly at risk from infections. These people should seek advice about drinking water from their health care providers. EPA/CDC guidelines on appropriate means to lessen the risk of infection by *Cryptosporidium* and other microbial contaminants are available from the EPA's Safe Drinking Water Hotline (1-800-426-4791).

Contaminants In Bottled Water And Tap Water

Drinking water, including bottled water, may reasonably be expected to contain at least small amounts of some contaminants. The presence of contaminants does not necessarily indicate that water poses a health risk. More information about contaminants and potential health effects can be obtained by calling the EPA's Safe Drinking Water Hotline (1-800-426-4791) or MWRA. In order to ensure that tap water is safe to drink, the Massachusetts DEP and EPA prescribe regulations which limit the amount of certain contaminants in water provided by public water systems. U.S. Food and Drug Administration (FDA) and the Massachusetts Department of Public Health regulations establish limits for contaminants in bottled water which must provide the same protection for public health.

Research For New Regulations

MWRA has been working with EPA and other researchers to define new national drinking water standards by testing for unregulated contaminants. To read more about these regulations, and to see a listing of what was found in MWRA water, please visit www.mwra.com/UCMR/2018.



Cross Connection Information

Massachusetts DEP recommends the installation of backflow prevention devices for inside and outside hose connections to help protect the water in your home as well as the drinking water system in your town. For more information on cross connections, please call 617-242-5325 or visit mwra.com/crosscon.



Watershed Protection

keeps the water supply clean and safe while providing open space. All of the trees and protected land in the Quabbin, Wachusett and Ware River watersheds act as a natural filter, and it is one of the reasons MWRA water has been rated as the best in the country. Since 1985, almost \$150 million has been invested in land protection.



Overlooking
the Quabbin
Reservoir



TOWN OF NORWOOD

Public Water Supply
4220000

This annual report, compiled in accordance with state and federal drinking water regulations, deals with the quality of the drinking water that we deliver to you, our residents, and other water users.

Norwood, like many other communities in the metropolitan area, obtains all of its water from the Massachusetts Water Resources Authority (MWRA), which owns and operates a network of water reservoirs, treatment facilities and distribution pipes, ranging from the Quabbin and Wachusett reservoirs and storage facilities in western and central Massachusetts to the hundreds of miles of individual water mains that deliver water to our border. The Town, in turn, delivers this water to your home through a network of over 120 miles of locally-owned distribution pipes, maintained by our local Department of Public Works.

Both the MWRA and the Town have invested heavily in our water systems in recent years in order to maintain the high quality of our drinking water. In the last few years, for example, we have cleaned and lined several thousand feet of water main to eliminate rusty water problems and to improve fire flows in different neighborhoods. Last year's project cleaned and cement-lined a total of 4,040 feet of 6-inch water main on Cottage St. (Maple St. to Washington St.), Vernon St. (Nichols St. to Washington St.), Day St. (Beech St. to Washington St.), Maple St. (Cottage St. to Nichols St.), and Wheelock Ave. In addition, the Town will replace 2,300 feet of 8-inch unlined water main between #100 Access Road and #236 Access Road (this project started last fall and is scheduled for completion in June of this year).

This coming construction season, we will continue our focus on improving water quality and fire flows by cleaning and lining water mains as well as replacing undersized, unlined, water mains. This year's project will clean and line 1,100 feet of 6-inch water main on Prospect St. (Nahatan St. to Prospect Ave.), 800 feet of 6-inch water main on Lydon St. and 250 feet of 6-inch water main on Fulton St. (Prospect Ave. to High St.). The project will also replace 650 feet of a 4-inch water main with an 8-inch water main on High St. and 450 feet of a 4-inch water main with an 8-inch water main on Fulton St. (High St. to Nahatan St.). If funding permits, we will do additional work in adjacent streets. Work on these projects will commence in mid-to-late summer.

Water Quality Results

The MWRA water that is supplied to Norwood is some of the highest quality water in the country. Both the MWRA and the Town constantly collect and analyze water samples in accordance with protocols set by state agencies and by the EPA to ensure its continued safety and potability.

The most frequently asked question that we receive about water quality concerns the potential presence of lead in tap water. The answer is simple: the water we supply to your home does not contain any lead. If any lead is present at the tap, it has been picked up through contact with brass fixtures (which contain lead in the alloy) or with lead elsewhere on the premises, such as lead solder used in plumbing work. Lead water services (the pipe running from the house foundation to the water main in the street) may also be a factor. However, lead has not been used for water services or for household plumbing since before World War II. Although the majority of homes dating from this earlier era either never used lead or have since had their water services replaced, there are still a small number of lead services in use. Over the last several years, the Public Works Department has located and replaced over 120 such residential services, even though almost none of the homes involved exhibited elevated lead levels. However, if you think that your house may have a lead water service, please call the Public Works Department at 781-762-1413 to schedule an inspection, or email us at mryan@norwoodma.gov. Also, Norwood samples 15 homes a year for lead and the 90th percentile was 14.7 ppb which was below the Action Level.

For more information about the potential presence of lead at the tap and steps that may be taken to reduce exposure, contact the Norwood Board of Health. In addition, the Board of Health conducts a voluntary lead testing program using a state-certified laboratory to analyze tap water samples collected by the consumer (there is a \$25 fee). Please contact Director of Public Health Sigalle Reiss in the Health Dept. at 781-762-1240 x174 for more information.

We hope that you find this report to be informative. If you have any questions, including meeting schedules, please contact Mark P. Ryan, Director of the Department of Public Works at 781-762-1413.

Tony Mazzucco
General Manager

Mark P. Ryan
Director of Public Works and Town Engineer